



# DataStax Enterprise Architect's Guide to NoSQL



## **Table of Contents**

### **INTRODUCTION**

#### **WHY NOSQL?**

#### **NOSQL 101**

[Types of NoSQL Databases](#)

[What are the Advantages of NoSQL Over an RDBMS?](#)

[Deciding Between an RDBMS and NoSQL](#)

[A NoSQL Example – DataStax Enterprise](#)

[What Makes DataStax Enterprise Ideal for Modern Cloud Applications](#)

[Top Use Cases](#)

[Architecture Overview](#)

[Writing and Reading Data](#)

[Data Distribution and Replication](#)

[Automatic Data Distribution](#)

[Replication Basics](#)

[Multi-Data Center and Cloud Support](#)

[Using DataStax Enterprise in Production Environments](#)

[NoSQL and Hadoop: A Comparison](#)

### **DATA AND OBJECT MANAGEMENT**

[Data Model Overview](#)

[DSE Objects](#)

[Cassandra Query Language](#)

[Transaction Management](#)

[Query and Management Tools](#)

### **SECURITY MANAGEMENT**

[Authentication](#)

[Permission Management](#)

[Encryption](#)

[Data Auditing](#)

### **MANAGING AVAILABILITY AND MULTIPLE DATA CENTERS**

[How to Ensure Constant Availability](#)

[Multi-Data Center and Cloud Options](#)

## **ANALYZING AND SEARCHING DATA**

[Real Time and Batch Analytics](#)

[External Hadoop and Spark Support](#)

[Searching Data](#)

[Workload Management for Analytics and Search](#)

## **BACKUP AND RECOVERY**

[Using Replication and Multi-Data Center for Backup and Recovery](#)

[Backing up DataStax Enterprise](#)

[Restoring Data](#)

## **PERFORMANCE MANAGEMENT**

[Monitoring Basics](#)

[Advanced Command Line Performance Monitoring Tools](#)

[Visual Database Monitoring](#)

[Finding and Troubleshooting Problem Queries](#)

## **MIGRATING DATA**

## **ARCHITECT STRATEGIES FOR IMPLEMENTING NOSQL**

[Evaluating NoSQL for Your Enterprise](#)

[Technical Considerations](#)

[Business Requirements](#)

[Practical Guidelines for Selecting NoSQL vs. an RDBMS](#)

[Deployment Considerations](#)

## **CONCLUSION**

## **ABOUT DATASTAX**

## INTRODUCTION

As an Enterprise Architect, your job is to help define, build, and manage your company's technology architecture for its single most important asset - its information – in order to meet the company's business goals.

The meteoric rise of modern cloud applications – applications that create and leverage real-time value and run at epic scale - has brought about a change in data management with an unprecedented transformation to the decades-old way that databases have been designed and operated. Requirements from cloud applications have pushed beyond the boundaries of the relational database management system (RDBMS) and have introduced a new type of database into the ARCHITECT's domain - NoSQL.

As an Architect, you may naturally be skeptical of new database systems, having seen database engines such as object-oriented and OLAP databases come and go. Why should NoSQL be any different? Further, perhaps you've heard (and maybe even repeated) assertions about NoSQL databases like,

*NoSQL is not secure...*

*NoSQL is not reliable...*

*NoSQL is not scalable...*

*NoSQL is not really being used by anyone in meaningful ways...*

Perhaps you've also asked yourself the following questions about NoSQL:

*Are NoSQL databases real and ready for serious applications?*

*What kinds of administration and management work does NoSQL entail?*

*How are security, backup and recovery, database monitoring and tuning handled?*

*How do I create databases, objects, and read/write data without SQL?*

This guide was created to help answer all these questions and more. In the following pages, you'll learn exactly what NoSQL is, why it's needed, how it works, what it should be used for, and (just as importantly) when it shouldn't be used.

You'll also learn how all the key areas of database design, creation, security, object management, backup/recovery, monitoring and tuning, data migrations, and more - are carried out in a NoSQL database like DataStax Enterprise, the best version of Apache Cassandra™.

When you're finished, you'll understand why having NoSQL database skills makes you even more valuable as an Architect today.

In fact, you may be interested to know that Architect salaries for those who possess NoSQL and other operational data skills are significantly higher than the average RDBMS Architect's salary, with Apache Cassandra™ currently leading the way for the NoSQL jobs according to a 2016 survey by Dice.

Now, let's get started.

## WHY NOSQL?

The RDBMS has been the de-facto standard for managing data since it first appeared from IBM in the mid-1980s. The RDBMS really exploded in the 1990s with Oracle, Sybase, IBM DB2, Microsoft SQL Server, and other similar databases appearing in the data centers of nearly every enterprise - databases you likely use today.

With the first wave of Web applications, open source relational database management systems (RDBMS) such as MySQL and Postgres emerged and became a standard at many companies that desired alternatives to expensive proprietary databases sold by vendors such as Oracle.

However, it wasn't long before things began to change, and the application and data center requirements of key Internet players like Amazon, Facebook, and Google began to outgrow the RDBMS for certain types of applications. The need for more flexible data models that supported agile development methodologies and the requirements to consume large amounts of fast-incoming data from millions of cloud applications users around the globe - while maintaining extreme amounts of performance and uptime - necessitated the introduction of a new data management platform.

Enter NoSQL.

Today, with every company utilizing modern cloud applications, the data problems originally encountered by the Internet giants have become common issues for every company, including yours. This means that you and your peers in DevOps and Operations must realize that it is no longer a question of if you will be deploying and managing NoSQL database systems, but when, and how much of your company's data will eventually be stored on NoSQL platforms.

## NOSQL 101

This chapter introduces the basics of NoSQL and then dives into an Architect's perspective on the most scalable, distributed, high-performance, and reliable NoSQL database in the market today, DataStax Enterprise (DSE).

## Types of NoSQL Databases

There are different types of NoSQL databases, with the primary difference characterized by their underlying data model and method for storing data. The main categories of NoSQL databases are:

- **Tabular** - Also known as wide-column or wide-row stores, these databases store data in rows and users are able to perform some query operations via column-based access. A wide-row store offers very high performance and a highly scalable architecture. Examples include: DSE, HBase, and Google BigTable.
- **Key/Value** - These NoSQL databases are some of the least complex as all of the data within consists of an indexed key and a value. Examples include Amazon DynamoDB, Riak, and Oracle NoSQL database. Some tabular NoSQL databases, like DSE, can also service key/value needs.

- **Document** - Expands on the basic idea of key-value stores where "documents" are more complex, in that they contain data and each document is assigned a unique key, which is used to retrieve the document. These are designed for storing, retrieving, and managing document-oriented information, oftentimes stored as JSON. Examples include MongoDB and CouchDB. Note that some RDBMS and NoSQL databases outside of pure document stores are able to store and query JSON documents.
- **Graph** - Designed for highly complex and connected data, which outpaces the relationship and JOIN capabilities of an RDBMS. Graph databases are often exceptionally good at finding commonalities and anomalies among large datasets. Examples include: DataStax Enterprise Graph and Neo4J.

One trend that is starting to emerge in both the NoSQL and RDBMS markets is the "multi-model" database. Most database management systems are organized around a single data model that determines how data can be organized, stored, and manipulated. By contrast, a multi-model database is designed to support multiple data models against a single, integrated backend.

The value supplied by multi-model databases is that an enterprise doesn't have to utilize multiple data management providers for applications that need to store parts of the system's data in different data models, and thus the requirement to shard the application across different database platforms is removed.

## What are the Advantages of NoSQL Over an RDBMS?

While there are hundreds of different "Not Only SQL" (NoSQL) databases offered today, each with its own particular features and benefits, what you should know from an Architect's perspective is that a NoSQL database generally differs from a traditional RDBMS in the following ways:

- **Data model** - while an RDBMS primarily handles structured data in a rigid data model, a NoSQL database typically provides a more flexible and fluid data model and can be more adept at serving the agile development methodologies used for modern cloud applications. Note that one misconception about NoSQL data models is that they do not handle structured data, which is untrue. Lastly, as noted above, some NoSQL engines are supporting multiple data models against a single backend.
- **Architecture** – an RDBMS database is normally architected in a centralized, scale-up, master-slave fashion, and most NoSQL databases are master-slave in design as well (e.g. MongoDB, HBase). DSE is unique in that it operates in a distributed, scale-out, "masterless" manner (i.e. there is no 'master' node).
- **Data distribution model** - because of their master-slave architectures, an RDBMS distributes data to slave machines that can act as read-only copies of the data and/or failover for the primary machine. By contrast, DSE is the NoSQL database that distributes data evenly to all nodes making up a database cluster and enables both reads and writes on all machines. Furthermore, the replication model



of an RDBMS (including master-to-master) is not designed well for wide-scale, multi-geographical replication and synchronization of data between different locales and cloud availability zones – including hybrid cloud environments, whereas DSE's replication was built from the ground up to handle all such things.

- **Availability model** - an RDBMS typically uses a failover design where a master fails over to a slave machine. DSE is the NoSQL technology with a masterless architecture and provides redundancy of both data and function on each node so that it offers continuous availability with no downtime versus simple high availability in the way an RDBMS does.
- **Scaling and Performance model** - an RDBMS typically scales vertically by adding extra CPU, RAM, etc., to a centralized machine, whereas a NoSQL database like DSE scales horizontally by adding extra nodes that deliver increased scale and performance in a linear manner.

There's little doubt that relational database management systems (RDBMS) will be around for a long time and are exactly the right kind of database for handling centralized applications that require sophisticated transaction handling. But it's also true that NoSQL databases are clearly better to support widely distributed cloud applications and their specific use cases.

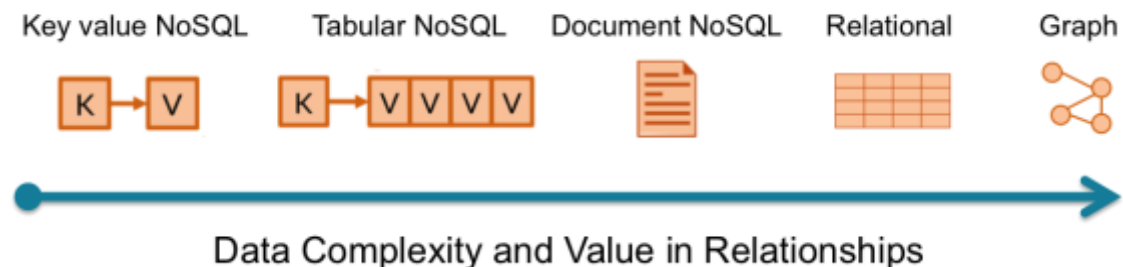
## Deciding Between an RDBMS and NoSQL

How do you decide when to use an RDBMS and when to use a specific type of NoSQL database? In short, an RDBMS is great for centralized applications that need ACID transactions and whose data fits well within the relational data model. The following chart provides a general comparison between the characteristics that point towards an RDBMS vs. those that signal a NoSQL database may be a better choice:

RDBMS	NoSQL Databases like DSE
Master-slave architecture	Masterless architecture
Moderate velocity data	High velocity data (devices, sensors, etc._
Data coming in from one/few locations	Data coming in from many locations
Primarily structured data	Structured, with semi-structured
Always strongly consistent	Tunable consistency (eventual to strong)
Complex/nested transactions	Simple transactions
Protect uptime via failover/log shipping	Protect uptime via architecture
High availability	Continuous availability
Deploy app central location / one server	Deploy app everywhere / many servers
Primarily write data in one location	Write data everywhere / anywhere
Primary concern: scale reads	Scale writes and reads
Scale up for more users/data	Scale out for more users/data
Maintain data volumes with purge	High data volumes; retain as needed
Transaction workloads	Mixed workloads of transactions and analytics
One datacenter or cloud region	Multi-data center, multi-cloud region, or hybrid cloud
Relational data	Multi-model (tabular, key/value, document, graph)

*Figure 1 – RDBMS and NoSQL Comparison in general and additionally with respect to DataStax Enterprise specifically*

Looking at the data model requirements is another tactic to use when evaluating an RDBMS vs. NoSQL. Certain NoSQL databases require the denormalization of data and aren't concerned with the relationships between data entities whereas others are built to handle complex and very intense data relationship scenarios:



*Figure 2 – The data model continuum by data complexity and connectedness*



RDBMS and Graph (NoSQL) databases are at the high end of the data model continuum where the relationships between data are concerned and are somewhat similar in their base characteristics:

	<b>RDBMS</b>	<b>Graph DB (NoSQL)</b>
An identifiable "something" to keep track of	Entity	Vertex
A connection or reference between two objects	Relationship	Edge
A characteristic of an object	Attribute	Property

One of the key differences between a graph database (NoSQL) and an RDBMS is how relationships between entities/vertexes are prioritized and managed. While an RDBMS uses mechanisms like foreign keys to connect entities in a secondary fashion, edges in a graph database are of first order importance. As such, a graph database is more scalable and performant than an RDBMS when it comes to complex data that is highly connected (e.g. millions or billions of relationships).

Unlike most other ways of displaying data, graphs are foundationally designed to express relatedness. Graph databases can uncover patterns that are difficult to detect when using traditional representations, such as RDBMS tables.

Suggestions for when to use a graph database vs. an RDBMS is the following:

<b>RDBMS</b>	<b>Graph (NoSQL)</b>
Simple to moderate data complexity	Heavy data complexity
Hundreds of potential relationships	Hundreds of thousands to millions or billions of potential relationships
Moderate JOIN operations with good performance	Heavy to extreme JOIN operations required
Infrequent to no data model changes	Constantly changing and evolving data model
Static to semi-static data changes	Dynamic and constantly changing data
Primarily structured data	Structured and unstructured data
Nested or complex transactions	Simple transactions
Always strongly consistent	Tunable consistency (eventual to strong)
Moderate incoming data velocity	High incoming data velocity (e.g. sensors)
High availability (handled with failover)	Continuous availability (no downtime)
Centralized application that is location dependent (e.g. single location), especially for write operations and not just read	Distributed application that is location independent (multiple locations involving multiple data centers and/or clouds) for write and read operations
Scale up for increased performance	Scale out for increased performance

### [A NoSQL Example – DataStax Enterprise](#)

Now that you have a background on how NoSQL differs from an RDBMS, let's look a little more closely from an Architect's point of view at how a NoSQL database like DSE functions and discuss the above characteristics in detail.

DataStax Enterprise (DSE) is a massively scalable NoSQL database. It delivers continuous availability, linear scale performance, operational simplicity and easy data distribution across multiple data centers and cloud availability zones. DSE, built on the best version of Apache Cassandra™, was originally developed at Facebook and sports a design combining capabilities from Amazon's Dynamo and Google's Bigtable architectures.

## What Makes DSE Ideal for Modern Cloud Applications

DataStax Enterprise provides a number of key features and benefits to facilitate the development and management of cloud applications:

- **Massively scalable architecture** – Apache Cassandra™, at the core of DSE, has a masterless design where all nodes are the same, providing operational simplicity and easy scale out capabilities.
- **Multi-data center replication** - DSE provides strong cross data center (in multiple geographies), multi-cloud availability zone support for writes/reads, including hybrid cloud deployments.
- **Active everywhere design** - all DSE nodes may be written to and read from no matter where they are located.
- **Linear scale performance** - online node additions produce predictable increases in performance. For example, if two nodes produce 200K transactions/sec, four nodes will deliver 400K transactions/sec, and eight nodes, 800K transactions/sec.
- **Continuous availability** - DSE offers redundancy of both data and function, which supply no single point of failure and constant uptime.
- **Transparent fault detection and recovery** - nodes that fail can easily be restored or replaced.
- **Flexible and dynamic data models** - tabular, document, JSON, and graph.
- **Strong data protection** - a commit log design ensures no data loss for incoming transactions. Also, built-in security with easy backup/restore keeps data protected.
- **Basic transaction support with tunable data consistency** - DSE supports the atomicity, isolation and durability of transactions (including batch) with strong or eventual data consistency supplied across a widely distributed cluster.
- **Data compression** - data compressed up to 80% without performance overhead helps save on storage costs.
- **CQL (Cassandra Query Language)** - a SQL-like language that makes moving from an RDBMS easy.

## Top Use Cases

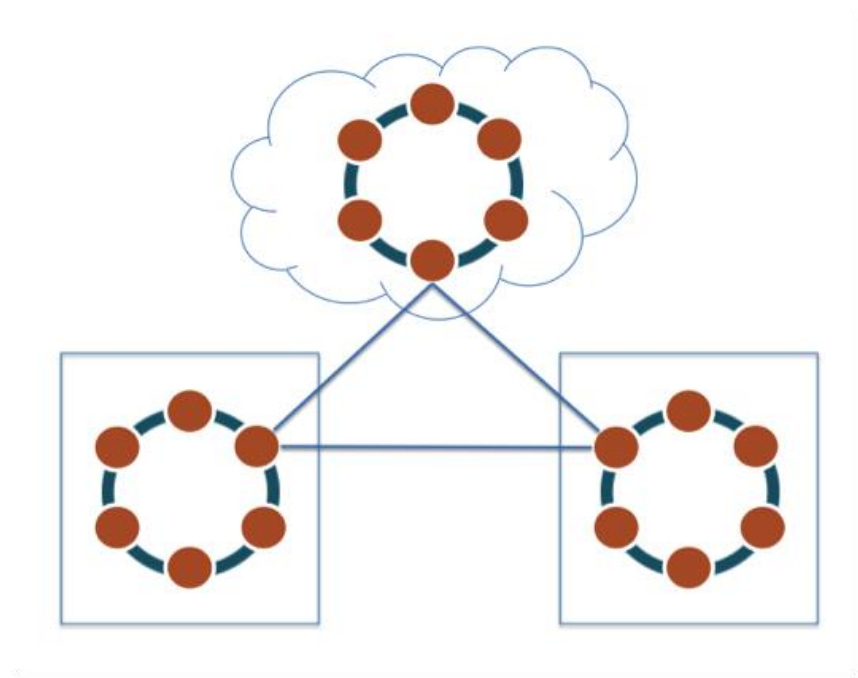
While DSE is a comprehensive NoSQL data platform used for a variety of different applications in all industries, there are a number of use cases where the technology excels over most any other option. These include:

- **Cloud Applications** – applications that require the wide distribution of data, no downtime, predictable performance no matter the location of the user, and easy scale make good targets for DSE.
- **Customer 360** – this is a single view of all customer touch points across all mediums. DSE drives a system of engagement across channels and systems of record.
- **Personalization** – customization of an experience tailored to a particular individual. This could include personal UX features, personal language in response bots, or other automated, intelligent, relevant, and timely interactions with a business and their individual customers. DataStax provides a personal experience constructed in real-time at the moment of interaction within the application. For example, with e-commerce, Personalization is about making sure that the landing page, search engine, checkout processes and all other core aspects of the shopping experience are tailored to a particular user in order to make it easier/more enjoyable/faster to navigate them.
- **Recommendations** – introduces augmenting experiences and processes that add value despite a distraction from the user's core action. For example, with e-commerce, recommendations are about introducing additional products and services outside of what the customer is directly looking for in such a way that it is perceived as a value-add offer and not a distraction.
- **Fraud detection** - solutions monitor and analyze data transactions to identify out-of-the-ordinary patterns to act in real time. Required in a broad array of industries and use cases.
- **Identity management** - authentication systems provide identity check and grant real-time access for customers to guarantee user security. These systems are also used to track and store entitlements such as movies, games, orders, account details or other resources that a user is entitled to access.
- **Inventory management** - inventory management systems control the ordering, storage, and distribution of company goods for both internal and customer-facing uses. These goods may be something physical in a warehouse, or something non-physical such as an event ticket.
- **Supply chain management** - successful supply chains have an end-to-end understanding of their entire network while being able to connect with multiple partners and perform real-time and efficient operations.
- **Security** – Whether understanding network attacks with vector analysis, or detecting intrusions, common security use cases consume a massive amount of data and must successfully surface that data in real-time to identify, and prevent or stop threats.

- **Internet of Things (IOT)** – DSE is good for consuming and analyzing lots of fast-incoming data from devices, sensors and similar mechanisms that exist in many different locations.
- **Other time series based applications** – because of DSE’s fast write capabilities and wide-row design, it is well suited for most any time series based application.

## Architecture Overview

The architecture of DSE allows the database to scale and perform with no downtime. Rather than using a legacy RDBMS master-slave or a manual and difficult-to-maintain sharded design DSE, leveraging Apache Cassandra’s masterless “ring” distributed architecture, is elegant, and easy to set up and maintain.



*Figure 3 – DSE sports a masterless “ring” architecture.*

In DSE, all nodes are the same; there is no concept of a master node, with all nodes communicating with each other via a gossip protocol.

DSE’s built-for-scale architecture allows it to handle large amounts of data and thousands of concurrent users/operations per second, across multiple data centers, as easily as it can manage much smaller amounts of data and user traffic. To add more capacity, you simply add new nodes in an online fashion to an existing cluster.

DSE’s architecture also means that, unlike other master-slave or sharded systems, it has no single point of failure and therefore offers true continuous availability and uptime.

## Writing and Reading Data

One of DSE's hallmarks is its fast I/O operation capability for both writing and reading data.

Data is written to DSE in a way that provides both full data durability and high performance. From a high level perspective, data written to a DSE node is first recorded in a commit log and then written to a memory-based structure called a *MemTable*. When a *memtable*'s size exceeds a configurable threshold, the data is flushed to disk and written to an *Sstable* (sorted strings table), which is immutable.

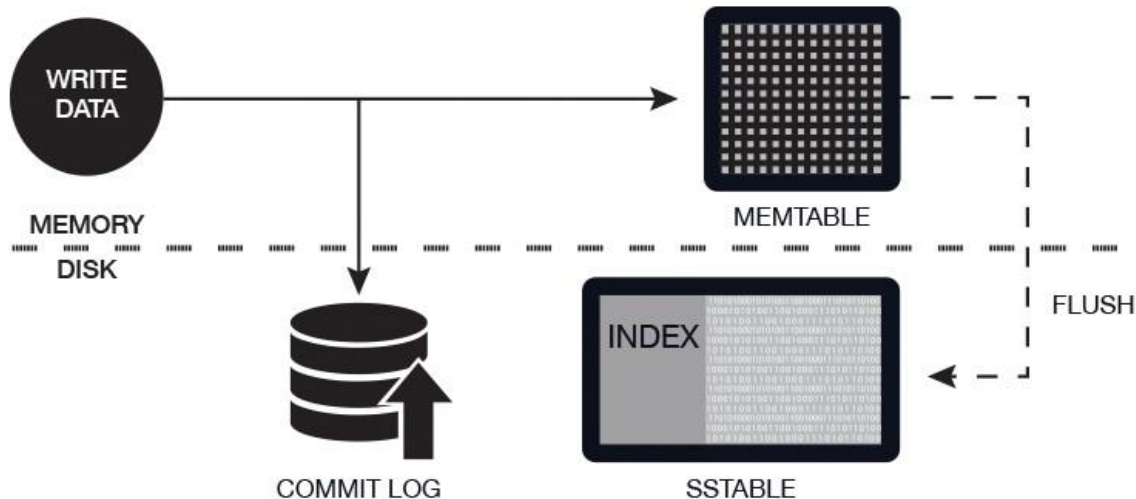


Figure 4 – The DSE write path.

Because of the way DSE writes data, many Sstables can exist for a single DSE table/column family. A process called *compaction* for a node occurs on a periodic basis that coalesces multiple Sstables into one for faster read access.

Reading data from DSE involves a number of processes that can include various memory caches and other mechanisms designed to produce fast read response times.

For a read request, DSE consults a *bloom filter* that checks the probability of a table having the needed data. If the probability is good, DSE checks a memory cache that contains row keys and either finds the needed key in the cache and fetches the compressed data on disk, or locates the needed key and data on disk and then returns the required result set.



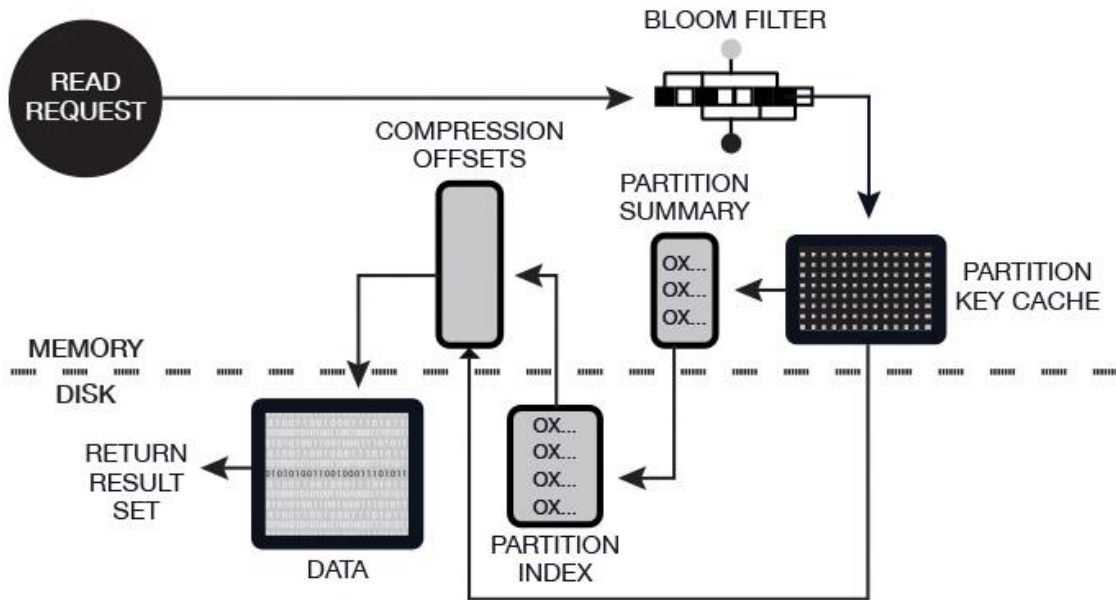


Figure 5 – The DSE read path.

## Data Distribution and Replication

While the prior section provides a general overview of read and write operations in DSE, the actual I/O activity that occurs is somewhat more sophisticated, due to the data platform's masterless architecture. Two concepts that impact read and write activity are the chosen data distribution and replication models.

### Automatic Data Distribution

While an RDBMS and some NoSQL databases necessitate manual and developer-driven methods for distributing data across multiple machines that make up a database (i.e. *sharding*), DSE automatically distributes and maintains data across a cluster so your company's DBAs don't have to.

DSE uses a *partitioner* to determine how data is distributed across the nodes that make up a database cluster. A partitioner is a hashing mechanism that takes a table row's primary key, computes a numerical token for it, and then assigns it to one of the nodes in a cluster.

While DSE has multiple partitioners that can be chosen, the default partitioner is one that randomizes data across a cluster and ensures an even distribution of all data. DSE also automatically maintains the balance of data across a cluster even when existing nodes are removed or new nodes are added to a system.

### Replication Basics

Unlike many other database management systems, replication in DSE is very straightforward and simple to configure and maintain. Most DSE users agree that the

replication model is one of the features that help the database stand out from other RDBMS or NoSQL options.

A running DSE database cluster can have one or more *keyspaces*, which are analogous to a Microsoft SQL Server or MySQL database. It is at the keyspace level that replication is configured, allowing different keyspaces to have different replication models.

DSE is able to replicate data to multiple nodes in a cluster, which helps ensure reliability, continuous availability and fast I/O operations. The total number of data copies that are replicated is referred to as the *replication factor*. For example, a replication factor (RF) of 1 means that there is only one copy of each row in a cluster, whereas a replication factor of 3 means three copies of the data are stored across the cluster.

Once a keyspace and its replication have been created, DSE automatically maintains that replication even when nodes are removed, added or go down and become unavailable for receiving data requests. This equates to there being no replication babysitting.

DSE's replication is both simple to configure and powerful in that it supports a wide range of replication capabilities such as replicating data to different hardware racks (reducing database downtime due to hardware failures) and multiple data centers in different geographic locations as well as the cloud.

### **Multi-Data Center and Cloud Support**

A very popular aspect of DSE's replication is its support for multiple data centers and cloud availability zones. Many users deploy DSE in a multi-data center and cloud availability zone manner to ensure constant uptime for their applications and to supply fast read/write data access in localized regions.

You can easily set up replication so that data is replicated across many data centers with users being able to read and write to any data center they choose and the data being automatically synchronized across all centers.

You can also choose how many copies of your data exist in each data center (e.g. 2 copies in data center 1; 3 copies in data center 2) Hybrid deployments of part on-premise data centers and part cloud are also supported.

### **Using DSE in Production Environments**

As an ARCHITECT, you have a responsibility to ensure that the database software you use will work and perform as expected in production environments. To provide that type of guarantee, most NoSQL databases have a commercial software vendor that offers a production-certified version of the database, which often times possess various enterprise features that the open source version does not.

DataStax Enterprise (DSE) provides the following benefits over the open source version of Apache Cassandra™ that help you manage, secure, and optimize your database systems:

- A production-certified version of Apache Cassandra™ that is heavily tested and ready for enterprise environments.

- Multi-model database capabilities with support for the key value, tabular, JSON / Document, and graph data models, all of which inherit the capabilities of Apache Cassandra™ and additional commercial functionality that follows.
- Advanced security with external security software support, encryption and data auditing.
- Integrated analytics, including integration with external Hadoop and Spark platforms.
- Integrated enterprise search on stored data.
- Workload isolation and data replication that ensures OLTP, analytics, and search workloads do not compete with each other for data or compute resources.
- In-memory database option for both OLTP and analytic workloads.
- Advanced replication that handles data distribution among different clusters in a hub-and-spoke fashion.
- Tiered storage that provides automatic movement of data between different storage media (e.g. SSD's, spinning disks).
- Multi-instance functionality that assists with running multiple instances of the software on single, large servers.
- Automatic management services that transparently automate numerous database maintenance and performance monitoring/management tasks.
- Visual management and monitoring tools that work from any device (laptop, tablet, smart phone).
- Around-the-clock expert support.
- Certified software updates.
- Managed service options

## **NoSQL and Hadoop: A Comparison**

You've no doubt heard about Hadoop and perhaps your company is already using it to handle various new data warehousing projects. Perhaps you're wondering how Hadoop differs from NoSQL.

Apache Hadoop™ is an open source software project that enables the distributed processing of large data sets, and uses a scale-out architecture that stores and processes data across many machines. Hadoop is an ecosystem umbrella term that encompasses many different software components.

In general, Hadoop is not a database, but is instead a framework primarily devoted to handling modern batch analytics “data lake” use cases. Hadoop does offer a NoSQL database as part of its framework (Hbase), but it is used mostly for analytics situations.

By contrast, a NoSQL database is used operational and transactional information and processes.

Hadoop, as well as Spark are complementary to DSE. DSE is a mixed workload data platform that can handle both operational / transactional processes used for cloud applications as well as data analysis via its tight integration with both Hadoop and Spark.

## **DATA AND OBJECT MANAGEMENT**

This section takes a look at the core DSE's data model, what data objects are used for managing data, CQL (Cassandra Query Language), and how transactions are handled in the database.

### **Data Model Overview**

Achieving success with DSE almost always comes down to getting two things right:

1. *The data model*
2. *The selected hardware, especially the storage subsystem*

DSE is a wide row / tabular database that uses a highly denormalized model designed to quickly capture and query data. There are no concepts of foreign keys, referential integrity, or joins in DSE.

Although DSE has objects that resemble an RDBMS (e.g. tables, primary keys, indexes), data should not be modeled in a legacy entity-relationship-attribute fashion as is done with a relational database. Modeling data in DSE is done by understanding what questions you will need to ask the database up front, whereas in an RDBMS, you are likely not used to addressing such things until after all entities, relationships, and attributes are documented.

Unlike an RDBMS that penalizes the use of many columns in a table, DSE provides high-performance with tables that have hundreds of columns. You may be used to highly normalized, third normal form models that you translate into a set of physical tables and their accompanying indexes and such. With DSE, you will oftentimes instead have wide row tables with some data duplication between tables.

Creating your physical objects, however, still looks very much like what you carry out in an RDBMS. For example, a new table defining users for an application might look like the following:

```
CREATE TABLE users (
    username          varchar,
    firstname          varchar,
    lastname           varchar,
    email              list<varchar>,
    password           varchar,
    created_date       timestamp,
    PRIMARY KEY        (username)
);
```

## DSE Objects

The basic objects you will use in DSE include:

- **Keyspace** - a container for data tables and indexes; analogous to a database in many relational database management systems (RDBMS). It is also the level at which replication is defined.
- **Table** - somewhat like an RDBMS table only much more flexible and capable of handling all modern data types.
- **Primary key** - used to uniquely identify a row in a table and also distribute a table's rows across multiple nodes in a cluster.
- **Index** - similar to an RDBMS index in that it speeds read operations.
- **User** - a login account used to access data objects.

## Cassandra Query Language

Earlier versions of Cassandra solely used an interface called Thrift to create database objects and manipulate data. Today, the Cassandra Query Language (CQL) has become the primary interface used for interacting with a DSE database cluster.

CQL very closely resembles SQL (Structured Query Language) used by all relational database management systems (RDBMS). Because of this similarity, your learning curve will be greatly reduced.

DDL (e.g. CREATE, ALTER, DROP), DML (INSERT, UPDATE, DELETE, TRUNCATE), and query (SELECT) operations are all supported in the manner to which you are accustomed.

CQL datatypes also reflect RDBMS syntax with numerical (int, bigint, decimal, etc.), character (ascii, varchar, etc.), date (timestamp, etc.), unstructured (blob, etc.), and specialized datatypes (JSON, etc.) being supported.

Learn more about CQL on the documentation page at [www.DataStax.com](http://www.DataStax.com).

## Transaction Management

While DSE does not offer complex/nested transactions in the same way that your legacy RDBMS offer ACID transactions, it does offer the "AID" portion of ACID, in that data written is atomic, isolated, and durable. The "C" of ACID does not apply to DSE, as there is no concept of referential integrity or foreign keys.

With respect to data consistency, DSE offers *tunable data* consistency across a database cluster. This means you can decide exactly how strong (e.g., all nodes must respond) or eventual (e.g., just one node responds, with others being updated eventually) you want data consistency to be for a particular transaction, including transactions that are batched together. This tunable data consistency is supported across single or multiple data centers, and you have a number of different consistency options from which to choose.

Moreover, consistency can be handled on a *per operation* basis, meaning you can decide how strong or eventually consistent it should be per the SELECT, INSERT, UPDATE, and DELETE operation. For example, if you need a particular transaction available on all nodes throughout the world, you can specify that all nodes must respond before a transaction is marked complete. On the other hand, a less critical piece of data (e.g., a social media update) may only need to be propagated eventually, so in that case, the consistency requirement can be greatly relaxed.

DSE also supplies "lightweight transactions" (or compare and set). Using and extending the Paxos consensus protocol (which allows a distributed system to agree on proposed data modifications without the need for any one 'master' database or two-phase commit), DSE offers a way to ensure a transaction isolation level similar to the serializable level offered by an RDBMS for situations that need it.

## Query and Management Tools

As an ARCHITECT coming from the RDBMS world, you likely use many command line and visual tools for interacting with the databases you manage. The same kind of tools are available to you with DSE.

Various command line utilities are provided for handling administration functions (e.g. the *nodetool* utility), loading data, and using CQL to create and query database objects (the CQL shell, which is much like Oracle's SQL\*Plus or the MySQL shell).

In addition, graphical tools are provided for running CQL commands against database clusters (e.g. DataStax DevCenter, DataStax Studio) and visually creating/managing/monitoring your clusters (DataStax OpsCenter).



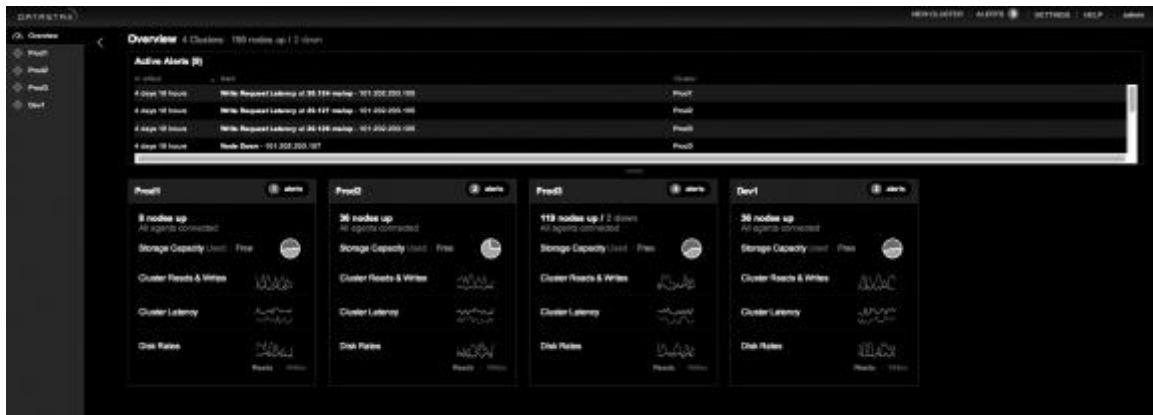


Figure 6 - DataStax OpsCenter, used for visual database administration.

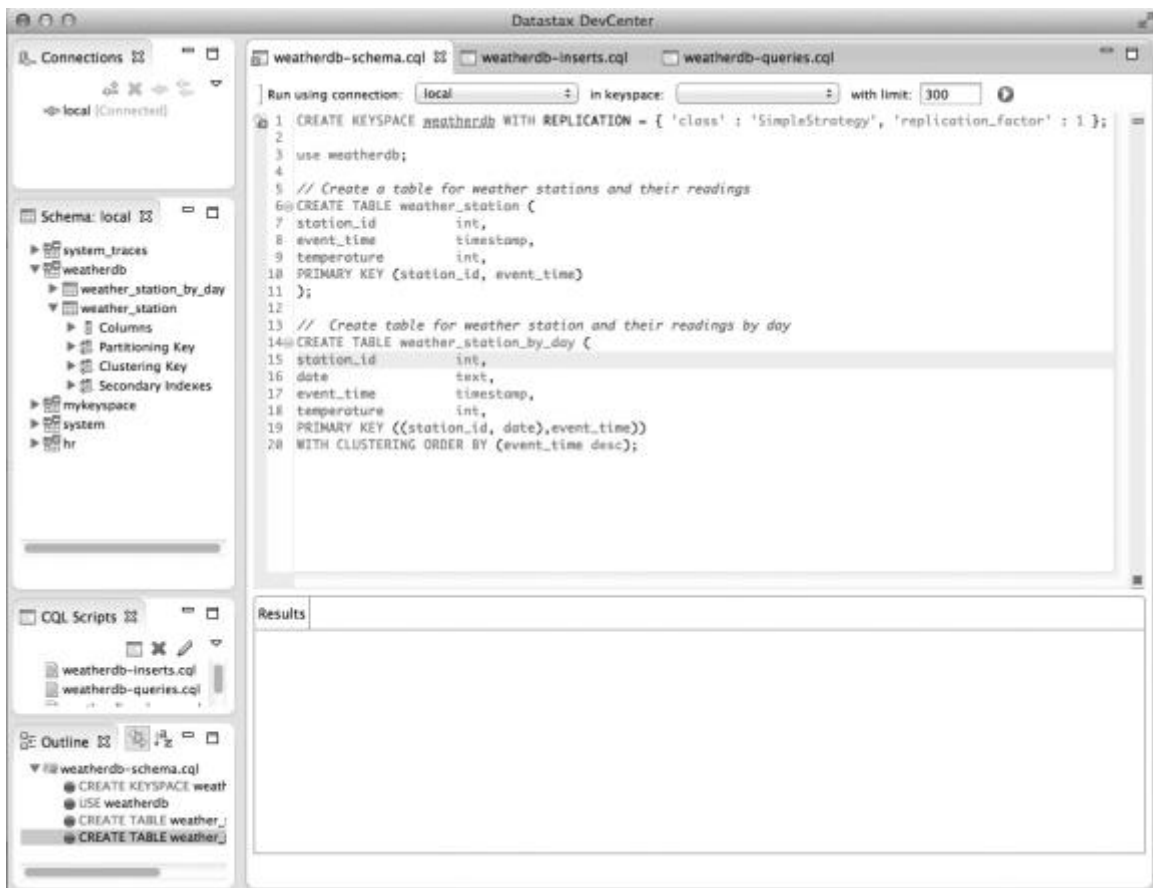


Figure 7 - DataStax DevCenter, used for visually querying databases.

## **SECURITY MANAGEMENT**

As an ARCHITECT, data security is one of your top priorities. One of the myths of NoSQL databases like DSE is that they don't offer the security needed in enterprise production environments. In this section, we'll review DSE's security capabilities.

### **Authentication**

DSE supports internal-based authentication that allows you to easily create users who can be authenticated to DSE database clusters. You'll find the authentication framework extremely familiar - it uses the RDBMS-style CREATE/ALTER/DROP USER commands to create/manage with passwords that will then be internally handled by DSE. A default superuser, 'cassandra', is supplied by default to initially enable the security authentication definition process.

You can also use external, 3rd party security packages like Kerberos, LDAP, and Active Directory to manage security in DataStax Enterprise.

### **Permission Management**

Object permission/authorization capabilities for DSE utilize the very familiar GRANT/REVOKE security paradigm - something you should have no problem using. Control over DDL, DML, and SELECT operations are all handled via the granting and revoking of user privileges.

Note that a GRANT may be done with or without the GRANT OPTION, which allows the user receiving the grant to provide the same privileges on that object to other users just as how it occurs in the RDBMS world.

### **Encryption**

There are multiple levels of encryption offered in DataStax Enterprise that you can use to protect data. First, DSE includes an optional encrypted form of communication from a client machine to a database cluster. Client to server SSL ensures data in flight is not compromised and is securely transferred back/forth from client machines.

Next, node-to-node encryption can be used as well to ensure data is protected as it is transferred between nodes in a database cluster.

Lastly, transparent data encryption (TDE) in DataStax Enterprise protects data at rest from being stolen and used in an unauthorized manner. You can encrypt tables with AES 128 being the default, although other encryption algorithms can be used.

Encryption is transparent to all end user activities; data may be read, inserted, updated, etc., with nothing having to change on the application end.

### **Data Auditing**

If needed, you can configure data auditing so you can understand what user activities took place on a particular node or entire cluster. Data auditing allows for a "who looked at what/when, who changed what/when" type of documentation that many large-scale

enterprises need to have in order to comply with various internal or external security policies.

The granularity of activities that can be audited include:

- All activity (DDL, DML, queries, errors)
- DML only
- DDL only
- Security changes (e.g. assigning/revoking privileges, dropping users)
- Queries only
- Errors only (e.g. login failures)

You can also omit certain keyspaces from being audited if you choose and only focus on keyspaces in production or those that are of particular interest. Audit data can be written to log files or DSE tables and queried via CQL.

## **MANAGING AVAILABILITY AND MULTIPLE DATA CENTERS**

Another key aspect of your job as an ARCHITECT is to ensure the databases are always available for the applications that use them. One thing you will like about DSE is that ensuring constant uptime is easy. There is no need for specialized, add-on log shipping software such as Oracle Dataguard.

Further, distributing data to multiple geographies and across various cloud providers is simple and straightforward with DSE.

### **How to Ensure Constant Uptime**

As previously discussed, DSE sports a masterless architecture where all nodes are the same; and it has been built from the ground up with the understanding that outages and hardware failures will occur. To overcome those and similar issues, DSE delivers redundancy in both data and function to a database cluster with all nodes being the same.

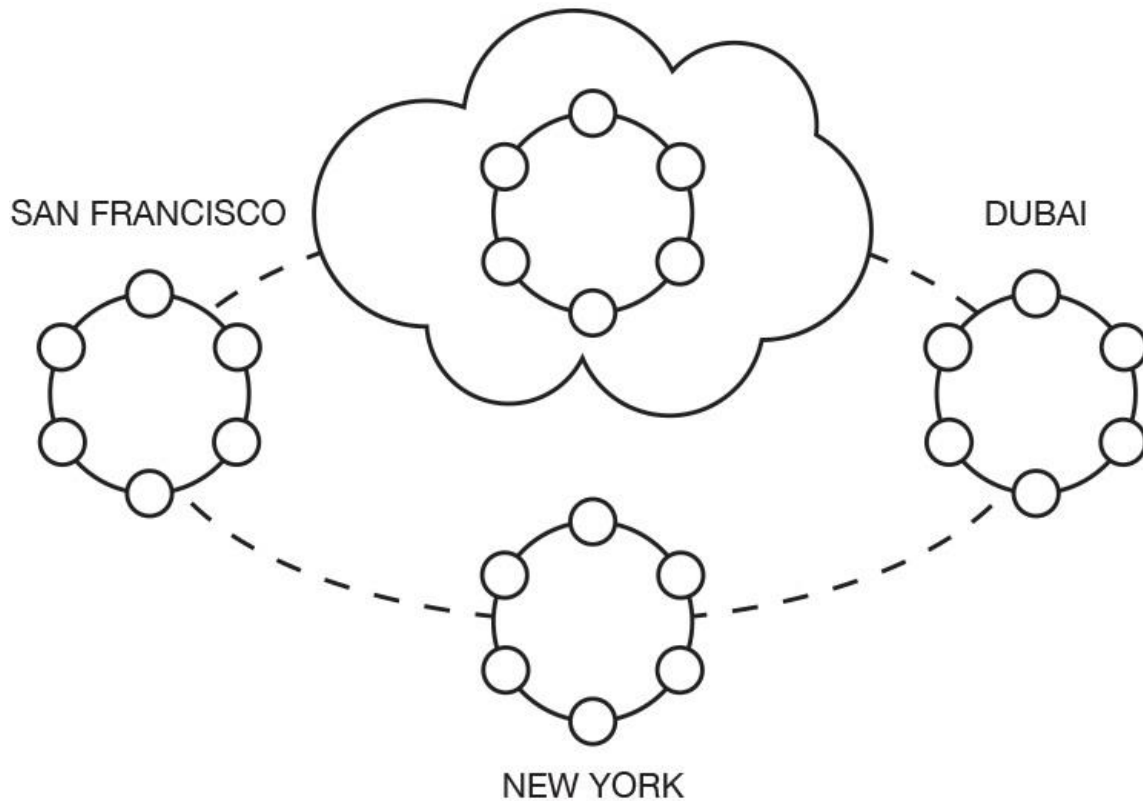
Where data operations are concerned, any node in a cluster may be the target for both reads and writes. Should a particular node go down, there is no hiccup in the cluster at all, as any other node may be written to, with reads served from other nodes holding copies of the downed node's data.

To ensure constant access to data, you should configure DSE's replication to keep multiple copies of data on the nodes that comprise a database cluster. The number of data copies is completely up to you, with three being the most commonly used in production DSE environments.

Should a node go down, new or updated information is simply written to another node that keeps a copy of that data. When the downed node is brought back online, it automatically syncs with other nodes holding its data so that it is brought back up to date in a transparent fashion.

## Multi-Data Center and Cloud Options

DSE is the leading distributed database for multi-data center and cloud support. Many production DSE systems consist of a database cluster that spans multiple physical data centers, cloud availability zones, or a combination of both. Should a large outage occur in a particular geographical region, the database cluster continues to operate as normal with the other data centers assuming the operations previously directed at the now downed data center or cloud zone. Once the downed data center comes back online, it syncs with the other data centers and makes itself current.



*Figure 8 - A single DSE cluster can span multiple data centers and the cloud.*

An additional benefit of having a single cluster that spans multiple data centers and geographies is that data can be read and written to incredibly quickly in each location, thus keeping performance very high for the customers it serves in those locations.

## **ANALYZING AND SEARCHING DATA**

Many applications have requirements that their underlying transactional database easily service analytic and search operations. As an ARCHITECT, you are likely familiar with analytic capabilities that can be run via SQL and full-text search options in an RDBMS, and might wonder how the same things are handled in DSE.

### **Real Time and Batch Analytics**

Because DSE has a distributed, shared-nothing architecture, the framework for running analytics on it compared to a centralized RDBMS will be different.

There are two options in DataStax Enterprise that allow you to run analytic operations easily on DSE data. You can run both real-time and batch (i.e. longer running) analytics on data via the platform's built-in components that utilize Apache Spark for analytics work.

The analytics capability in the platform provides you with a number of the SQL functions and abilities that you are used to in the RDBMS world (e.g. joins, aggregate functions). In addition, analytics can be run across multiple data centers and cloud availability zones. Built-in continuous availability options are also included.

### **External Hadoop and Spark Support**

You also have the ability to connect the data in DataStax Enterprise to an external Hadoop and/or Spark cluster and run analytic queries on data that combines both the operational data in DSE with historical data stored in a Hadoop deployment such as Cloudera or Hortonworks (e.g. a single query can join a DSE table with a Hadoop object). If you have used RDBMS connection options such as Oracle's database links or Microsoft SQL Server's linked servers to integrate external database systems, the concept is somewhat similar.

### **Searching Data**

Some architects still shard their systems and use something like DSE for operational data management and a separate system and set of software for search operations. As an ARCHITECT, you'd likely prefer to have everything under one roof.

DataStax Enterprise supplies DSE Search, which uses Apache Solr™ as its foundation to manage search tasks. With DSE Search, you don't have to shard your application and you have the typical search bases covered including full-text search, hit highlighting, faceted search, rich document (e.g., PDF, Microsoft Word) handling and geospatial search.

Search operations can scale out across multiple nodes so you can add more nodes dedicated to search tasks when the need arises. Multi-data center and cloud support is built in, as is redundancy for continuous availability.

### **Workload Management for Analytics and Search**

When enabling analytics and search on a database cluster, you have a number of configuration options available. If you choose, you can run transactional (OLTP), analytics and search operations on all nodes in a database cluster.

Another deployment methodology includes separating OLTP, analytics, and search workloads so that each runs on its own series of nodes. This strategy ensures that differing workloads do not compete with each other for either compute or data resources. Replication can be set up between all nodes so that data is transparently replicated to each set of nodes without manual intervention.

This translates into you not having to worry about complex ETL jobs that transfer data between different systems, as you might be used to doing with an RDBMS.

This also holds true if you are running graph database operations in a cluster – operational, analytical and search tasks can either be combined or separated across different nodes.

## **BACKUP AND RECOVERY**

This section describes how backup and recovery processes work on a NoSQL database like DSE.

### **Using Replication and Multi-Data Center for Backup and Recovery**

Some administrators simply use DSE's built-in replication and multi-data center capabilities for backup. Because the functionality is native to DSE, there is no need for add-on software (e.g. Oracle Dataguard). Since replication is so easy to use, some ARCHITECT's just create one or more physical or virtual data centers for a cluster and utilize them for disaster recovery purposes.

While such a strategy can be satisfactory for some situations, it is important to note that it will not protect you in cases where large amounts of data are deleted, tables are dropped, and other similar unintended actions are carried out - such activities will be replicated and applied to the other data centers.

### **Backing up DataStax Enterprise**

DSE allows you easily backup all keyspaces in a cluster, certain selected keyspaces, or only desired tables in a keyspace. A backup is called a *snapshot* in DSE.

You can takes snapshots of your cluster via either a command line utility or visually through DataStax OpsCenter. While you can script your own backups via command line utilities, OpsCenter provides an easy way to design and schedule your backups.

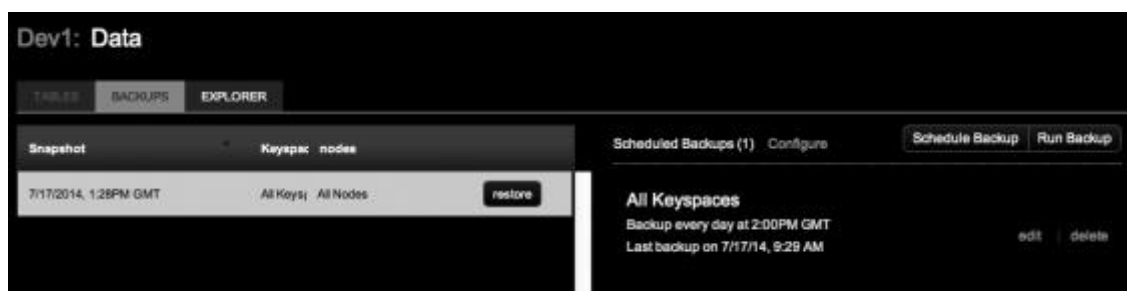


Figure 9 - DataStax OpsCenter's backup interface.



Note that you can also customize backups in OpsCenter by writing and including scripts that run both before and after a backup.

Lastly, incremental (only new or changed data versus full) backups are also supported for DSE, although it's not exactly the same as with an RDBMS. An incremental backup will backup only changed SSTables vs. change rows as in an RDBMS.

## Restoring Data

Database recovery operations can be carried out with either command line utilities or visually through DataStax OpsCenter. Restores can be full, utilize incremental backups, and also be object-level if needed (e.g. you can only restore one backed up table versus all tables).

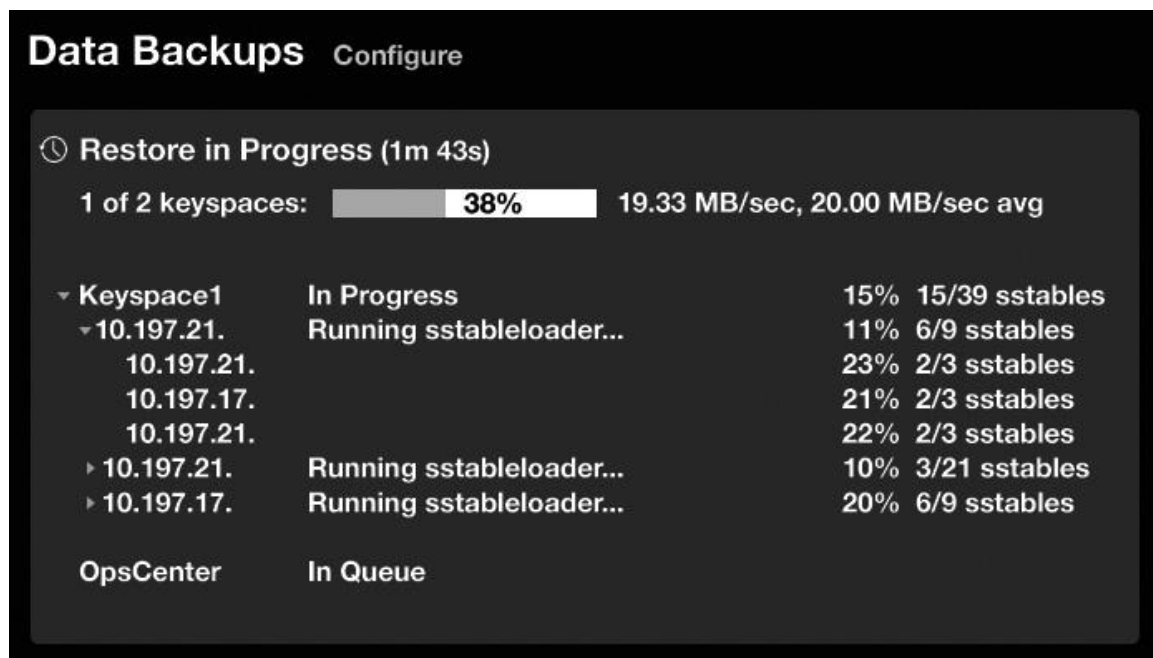


Figure 10 - Restoring a keyspace with OpsCenter.

OpsCenter simplifies restore operations and handles restore tasks on all affected nodes.

## PERFORMANCE MANAGEMENT

Monitoring, troubleshooting, and tuning databases are a top priority for your company's DBA. This section details how you can carry out your performance management tasks on a NoSQL database like DSE.

### Monitoring Basics

There are a number of command line utilities that enable you to get a status of your database clusters as well as general metrics for the network, objects and I/O operations both at a high level and low level (e.g. table) fashion. For example, the DSE *nodetool* utility lets you quickly determine the up/down status and current data distribution of a cluster:

```
root@robin-1: ~/ctest/dsc-cassandra-1.0.5/bin — ssh — 124x12
root@robin-1: ~/ctest/dsc-cassandra-1.0.5/bin — ssh
INFO 15:10:12,246 Node robin-1/50.57.220.16 state jump to normal
INFO 15:10:12,248 Bootstrap/Replace/Move completed! Now serving reads.
INFO 15:10:12,249 Will not load MX4J, mx4j-tools.jar is not in the classpath

root@robin-1: ~/ctest/dsc-cassandra-1.0.5/bin# ./nodetool -h localhost ring
Address      DC           Rack        Status State  Load       Owns       Token
-----
datacenter1 rack1        Up          Normal  11.08 KB   25.00%     0
datacenter1 rack1        Up          Normal  6.71 KB    25.00%     42535295865117307932921825928971026432
datacenter1 rack1        Up          Normal  11.08 KB   25.00%     85078591730234615865843651857942052864
datacenter1 rack1        Up          Normal  9.05 KB    25.00%     127605807595351923798765477786913079296

root@robin-1: ~/ctest/dsc-cassandra-1.0.5/bin#
```

Figure 11 - Checking a cluster's status with the nodetool utility.

## Advanced Command Line Performance Monitoring Tools

From a performance metrics standpoint, DSE delivers many different statistics that can be accessed in various ways. If you are coming from an RDBMS like Oracle or Microsoft SQL Server and are used to performance data dictionaries like Oracle's V\$ views or SQL Server's dynamic management tables, the most familiar interface for you is the one supplied by DataStax Enterprise's Performance Service.

The Performance Service collects, organizes, and maintains an in-depth diagnostic data dictionary for each cluster. It consists of various tables that can be accessed via any CQL utility (e.g. the CQL shell utility, DataStax DevCenter) and gives you both high-level and detailed performance views of how well a cluster is running.

The Performance Service maintains the following levels of performance information:

- **System level** - supplies general memory, network and thread pool statistics.
- **Cluster level** - provides metrics at the cluster, data center and node level.
- **Database level** - provides drill down metrics at the keyspace, table and table-per-node level.
- **Table histogram level** - delivers histogram metrics for tables being accessed.
- **Object I/O level** - supplies metrics concerning 'hot objects' and data on what objects are being accessed the most.
- **User level** - provides metrics concerning user activity, top users (those consuming the most resources on the cluster) and more.
- **Statement level** - captures queries that exceed a certain response time threshold along with all their relevant metrics.

You can configure the service to collect nothing, all, or selected performance metrics for the above categories. Once the service has been configured and is running, statistics are populated in their associated tables and stored in a special keyspace (dse\_perf). You can then query the various performance tables to get statistics such as the I/O metrics for certain objects:

```
cqlsh:dse_perf> use dse_perf;
cqlsh:dse_perf> expand on;
cqlsh:dse_perf> select * from object_io;
```

@ Row 1

node_ip	127.0.0.1
keyspace_name	weatherdb
table_name	weather_station
last_activity	2014-06-24 08:24:11-0400
memory_only	False
read_latency	104
total_reads	6
total_writes	33
write_latency	51

```
cqlsh:dse_perf> expand on;
cqlsh:dse_perf> select * from object_io;
```

@ Row 2

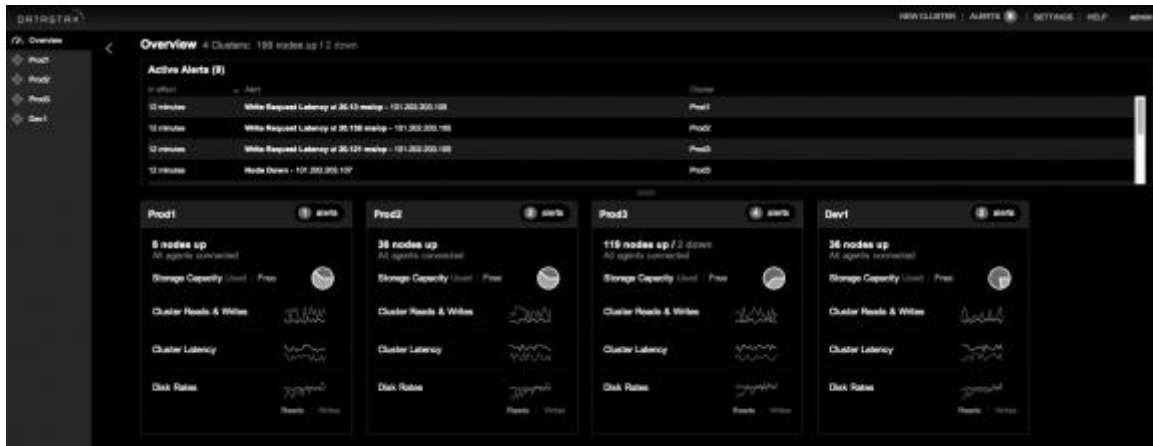
node_ip	127.0.0.1
keyspace_name	weatherdb
table_name	weather_station_by_day
last_activity	2014-06-24 08:24:01-0400
memory_only	False
read_latency	0
total_reads	0
total_writes	30
write_latency	45

(2rows)

## Visual Database Monitoring

In addition to monitoring your database clusters from the command line, you can also easily check the health of all clusters you're managing visually by using DataStax OpsCenter. OpsCenter gives you both global, at-a-glance dashboards that help you understand how all clusters under your control are doing, as well as drill down capabilities into each cluster and its individual nodes.

A global dashboard helps you understand how well all clusters are running and if there are any alerts or issues for one or more clusters that need your attention:



*Figure 12 - Checking OpsCenter's global cluster dashboard.*

From the global dashboard, you can drill down into each individual cluster and create customized monitoring dashboards for the performance metrics you care about the most:



*Figure 13 - Examining performance metrics for a single database cluster.*

You can also create proactive alerts that notify you far in advance of a problem actually occurring in one of your clusters:



Figure 14 - Creating an alert in OpsCenter.

In addition, you can utilize built-in expert services like the Best Practice service that will scan your clusters and provide expert advice on how to configure and tune things for better uptime and performance:

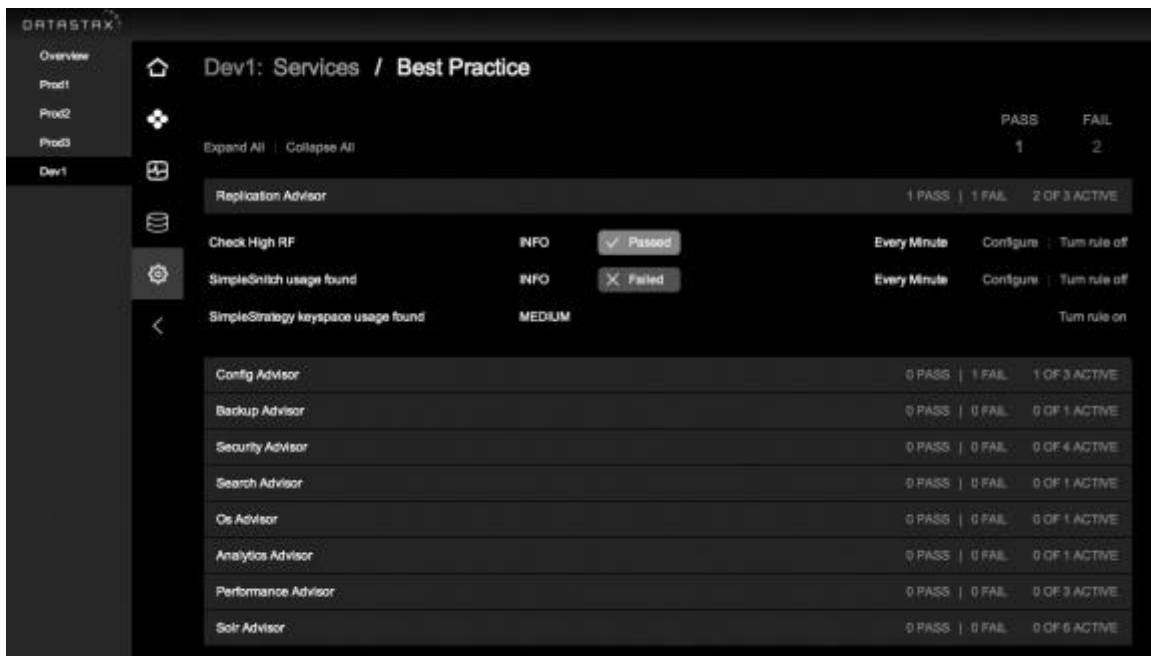


Figure 15 - OpsCenter's Best Practice service.

These and other capabilities in OpsCenter help monitor and tune database clusters via any Web browser (laptop, tablet, smart phone) no matter if they are in your own data center or are running on one of the cloud providers.

## Finding and Troubleshooting Problem Queries

You're sometimes called upon to locate a database's worst running queries that slow the performance of the system as a whole. You'll find this isn't hard to do with DSE.

First, you can use the DataStax Enterprise Performance Service to automatically capture long-running queries (based on response time thresholds you specify) and then query a performance table that holds those statements:

cqlsh:dse_perf> select * from node_slow_log;	
@ Row 1	
node_ip	127.0.0.1
date	2014-06-24 00:00:00-0400
start_time	c45fa7c0-fb9c-11e3-b5b2-e76149b7842c
commands	select * from weather_station where station_id=2 and date="2014-01-01";
duration	183
parameters	null
source_ip	127.0.0.1
table_names	weather_station
username	anonymous

In addition, there is a background query tracing utility available that you can use on an ad-hoc basis. You can choose to trace all statements coming into a database cluster or only a percentage of them, and then look at the results. The trace information is stored in the systems\_traces keyspace that holds two tables: sessions and events, which can be easily queried to answer questions such as what the most time-consuming query has been since a trace was started, and much more.

You can also use the tracing utility much in the same way you do an EXPLAIN PLAN on an RDBMS query. For example, to understand how a DSE cluster will satisfy a single CQL INSERT statement, you would enable the trace utility from the CQL command shell, issue your query, and review the diagnostic information provided:



```
cqlsh> tracing on;
Now tracing requests.
cqlsh:foo> INSERT INTO test (a, b) VALUES (1, 'example');
Tracing session: 4ad36250-1eb4-11e2-0000-fe8cbecad9f9
```

Activity	Time Stamp	Source	Source_Elapsed
execute_cql3_query	00:02:37, 015	127.0.0.1	0
Parsing statement	00:02:37, 015	127.0.0.1	81
Preparing statement	00:02:37, 015	127.0.0.1	273
Determining replicas for mutation	00:02:37, 015	127.0.0.1	540
Sending message to /127.0.0.2	00:02:37, 015	127.0.0.1	779
Message received from /127.0.0.1	00:02:37, 016	127.0.0.2	63
Applying mutation	00:02:37, 016	127.0.0.2	220
Acquiring switchLock	00:02:37, 016	127.0.0.2	250
Appending to commitlog	00:02:37, 016	127.0.0.2	277
Adding to memtable	00:02:37, 016	127.0.0.2	378
Enqueuing response to /127.0.0.1	00:02:37, 016	127.0.0.2	710
Sending message to /127.0.0.1	00:02:37, 016	127.0.0.2	888
Message received from /127.0.0.2	00:02:37, 017	127.0.0.1	2334
Processing response from /127.0.0.2	00:02:37, 017	127.0.0.1	2550
Request complete	00:02:37, 017	127.0.0.1	2581

With DSE's tracing capabilities, OpsCenter's visual monitoring, DataStax Enterprise's Performance service and general command line monitoring tools, you will have most, if not all, of the typical performance tools at your disposal with DSE as you do today with your favorite RDBMS.

## MIGRATING DATA

Moving data from an RDBMS or other database to DSE is generally quite easy. The following options exist for migrating data to DSE:

- **COPY command** - CQL provides a copy command (very similar to Postgres) that is able to load data from an operating system file into a DSE table.
- **Bulk loader** - this utility is designed for more quickly loading a DSE table with a file that is delimited in some way (e.g. comma, tab, etc.) Note: there is a separate bulk loader available for DSE Graph.
- **ETL tools** - there are a variety of ETL tools (e.g. Informatica) that support DSE as both a source and target data platform. Many of these tools not only extract and load data but also provide transformation routines that can manipulate the incoming data in many ways. A number of these tools are also free to use (e.g. Pentaho, Jaspersoft, Talend).

## ARCHITECT STRATEGIES FOR IMPLEMENTING NOSQL

This section provides basic checklists to use when evaluating a NoSQL database for production environments, guidelines for deciding when NoSQL should be deployed versus an RDBMS and what deployment scenarios are most common.

### Evaluating NoSQL for Your Enterprise

Although not exhaustive, below are technical and business considerations designed to ask the right questions when evaluating whether a particular NoSQL database is suited for your production environment:

## Technical Considerations

- Can the NoSQL database serve as the primary data source for the intended online application?
- How safe is the NoSQL database where the possibility of losing critical data is concerned? Are writes durable in nature by default so that data is safe?
- Is the NoSQL database fault tolerant (i.e., has no single point of failure) and is it capable of providing not just high availability, but continuous availability?
- Can the NoSQL database easily replicate data between the same and multiple data centers, as well as different cloud availability zones?
- Does the NoSQL database offer read/write anywhere capabilities (i.e. can any node in the cluster be written to and read from)?
- Does the NoSQL database provide a robust security feature set?
- Does it support easy-to-create and manage backup and recover procedures?
- Does the NoSQL database require or remove the need for special caching layers?
- Is the NoSQL database capable of managing "big data" and delivering high performance results regardless of data size?
- Does the NoSQL database offer linear scalability where adding new nodes is concerned?
- Can new nodes be added and removed online (i.e. without business impact)?
- Does the NoSQL database support key platforms/developer languages?
- Does the NoSQL database provide an SQL-like query language?
- Can the NoSQL database run on commodity hardware with no special hardware requirements?
- Is the NoSQL database easy to implement and maintain for large deployments?
- Does the NoSQL database provide data compression that supplies real storage savings?
- Can analytic operations be run easily on the NoSQL database?
- Can the NoSQL database easily interface with and support modern data warehouses or lakes that utilize Hadoop?
- Can search operations and functions be easily and directly carried out on the NoSQL database?
- Can the NoSQL database provide workload isolation between online, analytic, and search operations in a single application?
- Does the database have solid command-line and visual tools for development, administration, and performance management?

## **Business Requirements**

- Is the NoSQL solution backed by a commercial entity?
- Does the commercial entity provide enterprise 24x7 support and services?
- Does the NoSQL solution have professional online documentation?
- Does the NoSQL solution have referenceable customers across a wide range of industries that use the product in critical production environments?
- Does the NoSQL database have an attractive cost/pricing structure?
- If open source, does the NoSQL database have a thriving open source community?

## **Practical Guidelines for Selecting NoSQL vs. an RDBMS**

How do you determine whether a NoSQL database like DSE or DSE Graph should be used for all or part of an application versus an RDBMS? Some basic questions to ask include:

- Do you need a more flexible data model to manage data that goes beyond the RDBMS table/row data structure and instead includes a combination of structured, semi-structured and unstructured data?
- Do you find that complex JOIN operations are overwhelming your RDBMS and response times are slow because of them?
- Do you care more about the value derived from the relationships that form between the tables vs. the tables themselves?
- Do you need continuous availability with redundancy in both data and function across one or more locations versus simple failover for the database?
- Do you need a database that runs over multiple data centers / cloud availability zones?
- Do you need to handle high velocity data coming in via sensors, mobile devices, and the like, and have extreme write speed and low latency query speed?
- Do you need to go beyond single machine limits for scale-up and instead go to a scale-out architecture to support the easy addition of more processing power and storage capacity?
- Do you need to run different workloads (e.g. online, analytics, search) on the same data without needing to manually ETL the data to separate systems/machines?
- Do you need to manage a widely distributed system with minimal staff?

## Deployment Considerations

From a practical perspective, as an architect, how do you go about actually moving to NoSQL and implementing your first application? In general, there are three ways to deploy a NoSQL database like Cassandra:

1. **New applications:** many begin with NoSQL by choosing a new application and starting from the ground up. Such an approach mitigates the issues of application rewrites, data migrations, etc.
2. **Augmentation:** some choose to augment an existing system by adding a NoSQL component to it. This oftentimes happens with applications that have outgrown an RDBMS due to scale problems, the need for better availability, or other issues. Parts of the existing system continue to use the existing RDBMS whereas other components of the application are modified to utilize the NoSQL database.
3. **Full Rip-Replace:** for systems that simply are proving too costly from an RDBMS perspective to keep, or are breaking in major ways due to increases of user concurrency, data velocity, or data volume from cloud applications, a full replacement is done with a NoSQL database.

## CONCLUSION

This guide has been designed to provide you with a preliminary understanding from an ARCHITECT perspective on the basics of NoSQL, and how a NoSQL database like DataStax Enterprise differs from an RDBMS like Oracle, SQL Server, and MySQL. It has been written to supply you with an overview of how you will go about designing, managing, deploying, and monitoring DSE or multi-model database systems. To find out more about DataStax, and to obtain downloads of DataStax Enterprise software, visit [www.datastax.com](http://www.datastax.com) or send an email to [info@datastax.com](mailto:info@datastax.com).

## **ABOUT DATASTAX**

DataStax, the leading provider of data management for cloud applications, accelerates the ability of enterprises, government agencies, and systems integrators to power the exploding number of cloud applications that require data distribution across datacenters and clouds, by using our secure, operationally simple platform built on the best version of Apache Cassandra™.

With more than 500 customers in over 50 countries, DataStax is the database technology of choice for the world's most innovative companies, such as Netflix, Safeway, ING, Adobe, Intuit, Target and eBay. Based in Santa Clara, Calif., DataStax is backed by industry-leading investors including Comcast Ventures, Crosslink Capital, Lightspeed Venture Partners, Kleiner Perkins Caufield & Byers, Meritech Capital, Premji Invest and Scale Venture Partners. For more information, visit [DataStax.com](http://DataStax.com) or follow us @DataStax. 06.18.16